

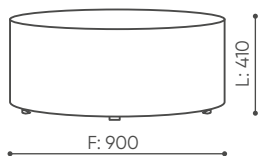
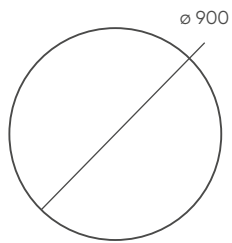
H: 420  
W: 460  
L: 460

1 szt.  
St.  
pc.



net 8  
gross 11

POP 450 / R 450



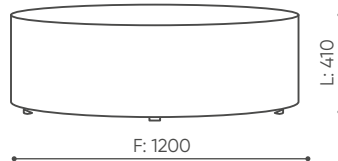
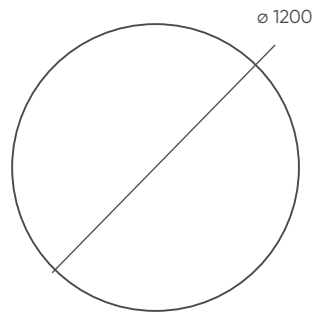
H: 440  
W: 920  
L: 920

1 szt.  
St.  
pc.



net 21  
gross 25

POP 900



H: 440  
W: 1230  
L: 1230

1 szt.  
St.  
pc.



net 30  
gross 34

POP 1200

Dimensions and weights are approximate and may vary by 5%. The data is given for the basic configuration of products. The requirements of the standard are always met.